

LEADER PUMPS

Management Systems

What is it?

Leader Management Systems (LMS) provides the convenience of automatic selection between your water tank and mains supply with the emphasis on maximizing the use of your rain water.

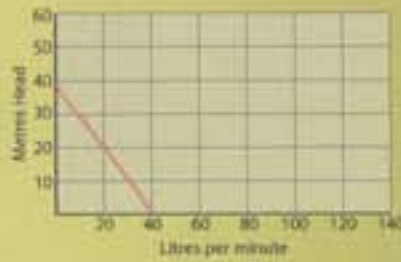
How it works.

When tank water is available the LMS will draw water from this source using the pump to deliver your water requirements.

During power outages or in the case your tank supply is depleted the LMS automatically transfers to mains water supply.

LMS will automatically select to supply from your water tank as soon as rain water is available again.

LMS1



Performance - 20lpm @ 200Kpa
Suitable for a small house.

LMS3



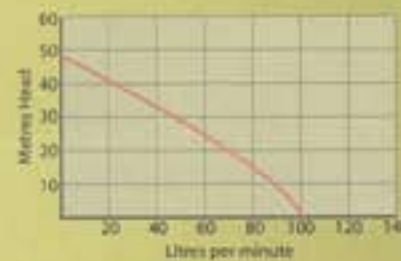
Performance - 20lpm @ 200Kpa
Suitable for an average house

LMS4

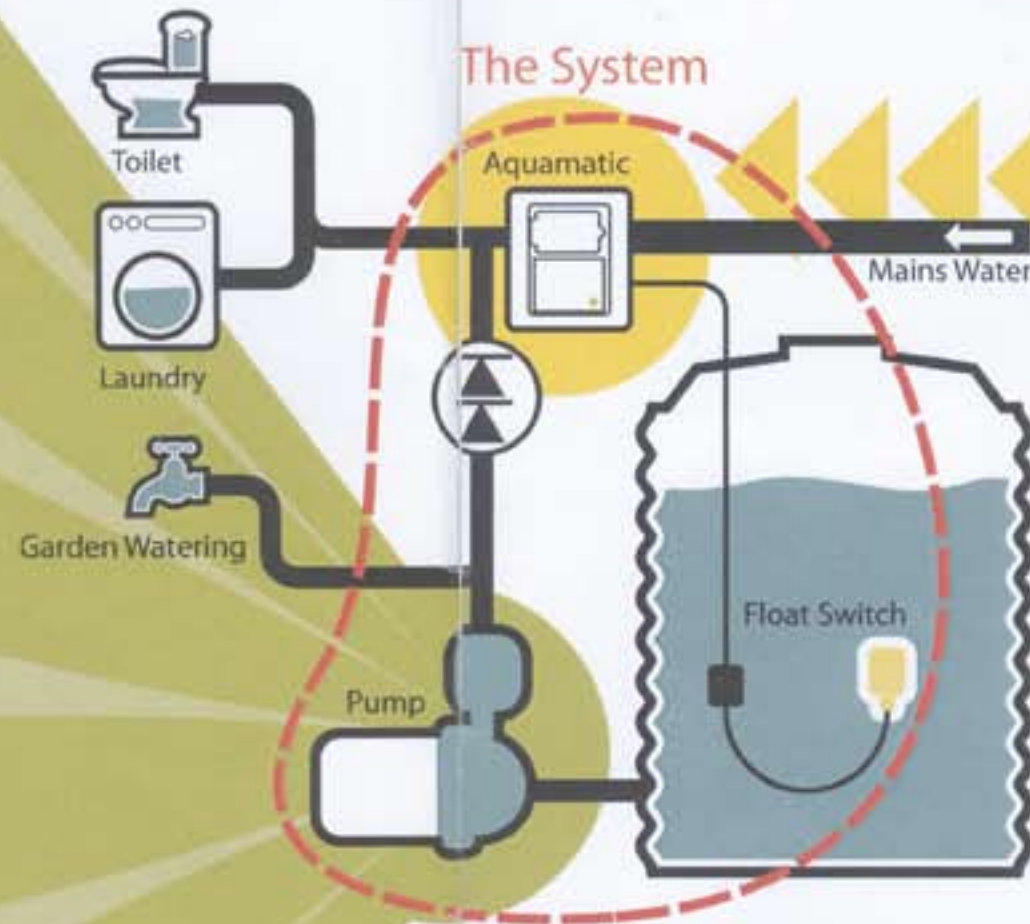


Performance - 45lpm @ 200Kpa
Suitable for a large or two storey house

LMS5



Performance - 70lpm @ 200Kpa
Suitable for a large two storey house



Applications

- Small and Large Domestic:
 - Toilets
 - Laundry
 - Garden or total home
- Small and Large Commercial:
 - Schools
 - Factories
 - Manufacturing
 - Sporting facilities

The Aquamatic universal manifold has been designed to logically select between stored water and mains water. If stored water or mains power is unavailable, mains water will be selected.

Specifications

- Water source indicator to identify whether tank water or mains water is in use.
- Power up delay and low voltage lockout for additional pump protection.
- Free flowing design.

Plumbing
Maximum recommended flow 120lpm
Maximum operating pressure 850kpa
20mm Brass inlet

Certification
Watermark to ATS 5200.477 - LN 60005
Click N14219

Physical
Length 360mm - Width 175mm - Height 115mm
Weight 3.5Kg
Case Material: ASA Plastic.

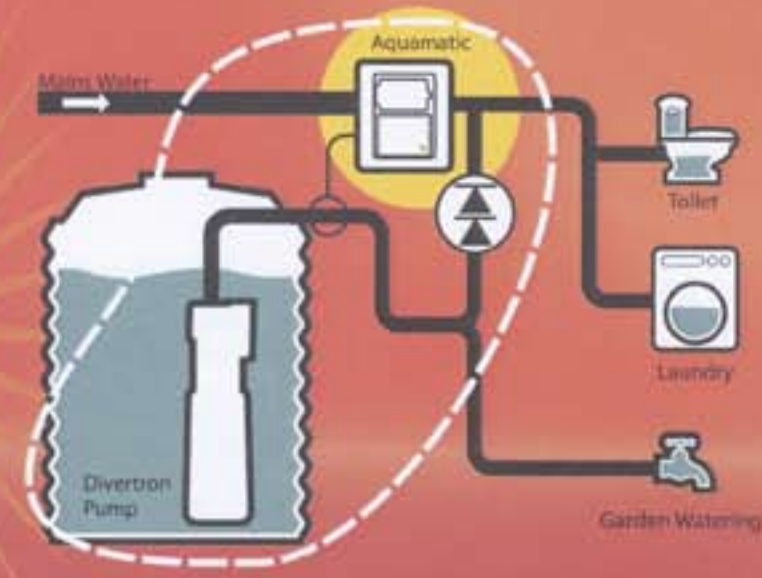
LMS6

Performance - 7lpm @ 200Kpa

The Divertron is installed inside your rain water tank, its revolutionary design incorporates the pressure controller within the pump. The forward thinking programming of the pressure system eliminates the need for a float switch when used in conjunction with the supplied external in-line switch.



Superior and quiet performance is assured with its multistage design.



- Garden Watering
- Light Indication
- Loss of Pressure Protection
- Electronic Pump Control